



CDL HOSPITALITY TRUSTS



Proposed Acquisition of Portfolio of 5 Australian Hotels In Brisbane & Perth

28 January 2010

Disclaimer



CDL HOSPITALITY TRUSTS

The value of Stapled Securities and the income derived from them may fall as well as rise. Stapled Securities are not obligations of, deposits in, or guaranteed by the H-REIT Manager or M&C Business Trust Management Limited, as trustee of CDL Hospitality Business Trust (the "HBT Trustee-Manager"), or any of their respective affiliates.

An investment in Stapled Securities is subject to investment risks, including the possible loss of the principal amount invested. Investors have no right to request that the H-REIT Manager and/or the HBT Trustee-Manager redeem or purchase their Stapled Securities while the Stapled Securities are listed. It is intended that holders of the Stapled Securities may only deal in their Stapled Securities through trading on Singapore Exchange Securities Trading Limited (the "SGX-ST"). Listing of the Stapled Securities on the SGX-ST does not guarantee a liquid market for the Stapled Securities.

This presentation contains certain tables and other statistical analyses (the "Statistical Information") which have been prepared by the H-REIT Manager and the HBT Trustee-Manager. Numerous assumptions were used in preparing the Statistical Information, which may or may not be reflected herein. As such, no assurance can be given as to the Statistical Information's accuracy, appropriateness or completeness in any particular context, nor as to whether the Statistical Information and/or the assumptions upon which they are based reflect present market conditions or future market performance. The Statistical Information should not be construed as either projections or predictions or as legal, tax, financial or accounting advice.

Market data and certain industry forecasts used throughout this presentation were obtained from internal surveys, market research, publicly available information and industry publications. Industry publications generally state that the information that they contain has been obtained from sources believed to be reliable but that the accuracy and completeness of that information is not guaranteed. Similarly, internal surveys, industry forecasts and market research, while believed to be reliable, have not been independently verified by the H-REIT Manager or the HBT Trustee-Manager and neither the H-REIT Manager or the HBT Trustee-Manager makes any representations as to the accuracy or completeness of such information.

This document may contain forward-looking statements that involve assumptions, risks and uncertainties. Actual future performance, outcomes and results may differ materially from those expressed in forward-looking statements as a result of a number of risks, uncertainties and assumptions. Representative examples of these factors include (without limitation) general industry and economic conditions, interest rate trends, cost of capital and capital availability, competition from other developments or companies, shifts in expected levels of occupancy rate, property rental income, charge out collections, changes in operating expenses (including employee wages, benefits and training costs), governmental and public policy changes and the continued availability of financing in the amounts and the terms necessary to support future business.

You are cautioned not to place undue reliance on these forward-looking statements, which are based on the current view of management on future events.

This document and its contents shall not be disclosed without the prior written permission of the H-REIT Manager or HBT Trustee-Manager.

Table Of Contents



CDL HOSPITALITY TRUSTS

- Acquisition Highlights
- Details of the Acquisition Portfolio
- Investment Rationale
- Impact on CDL Hospitality Trusts



CDL HOSPITALITY TRUSTS

Acquisition Highlights

Acquisition Highlights



Acquisition of a portfolio of 5 freehold Australian hotels for a purchase consideration of A\$175.0 million (S\$220.9 million)⁽¹⁾, at A\$154k (S\$194k)⁽²⁾ per key

- ✓ Well-located hotels within the Central Business Districts of both Brisbane & Perth, two of the fastest growing cities in Australia
- ✓ Relatively high and secure long-term rents guaranteed under a separate Deed of Guarantee from Accor SA
- ✓ Strong underlying cash flow yield of 13.8%⁽³⁾ which provides long term valuation and income gain potential
- ✓ Geographical and income diversification
- ✓ Accretive to CDL-HT's distributions to Unitholders

	After Acquisition (S\$)
DPS Impact ⁽⁴⁾ (pro forma annualised)	+0.87 cent

Notes:

- (1) Based on exchange rate of A\$1.00 : S\$1.262 , dated 27 Jan 2010
- (2) Based on a purchase consideration of A\$175.0 million and a total of 1,139 rooms. Based on an total acquisition cost of A\$187.2 million (inclusive of stamp duties and other transaction costs), purchase price would be A\$164k (S\$207k) per key
- (3) Underlying cash flow refers to EBITDA less operator fees and provision for furniture fixtures and equipment (FF&E) of the portfolio of 5 freehold Australian hotels ("Australian Portfolio" or "Acquisition Portfolio") for the financial year ending 31 Dec 2009 ("FY2009"), as a percentage of purchase consideration of A\$175 million. Based on an total acquisition cost of A\$187.2 million (inclusive of stamp duties and other transaction costs), cash flow yield of the portfolio would be 12.9%
- (4) Distribution Per Stapled Security ("DPS") calculated based on the FY2009 financial results of the Australian Portfolio, assuming that the acquisition is completed as at 1 Jan 2009, at the current exchange rate of A\$1.00 : S\$1.262, FY2009 average exchange rate of A\$1.00 : S\$1.1457 and funded 100% by debt.








CDL HOSPITALITY TRUSTS

Details of the Acquisition Portfolio

Details of the Acquisition Portfolio



CDL HOSPITALITY TRUSTS


	Novotel Brisbane	Mercure Brisbane	Ibis Brisbane	Mercure Perth	Ibis Perth
					
Rating ⁽¹⁾	4.5 star	4.0 star	3.5 star	4.0 star	3.5 star
Rooms	296	194	218	239	192
Tenure	Volumetric freehold	Interconnected at ground level, situated on one freehold title		Strata freehold	Freehold
Facilities	Restaurant, café, 10 conference facilities, pool, gym, sauna, tennis courts, carparks	2 F&B outlets, pool, conference facilities, sauna, carparks	F&B outlet, 1 meeting room	Restaurant, 2 bars, 6 conference rooms, pool, gym, spa, sauna	Restaurant, bar, 2 function rooms, pool, gym

Note: (1) Star Ratings from Australian Automobile Association (AAA) Tourism

Details of the Acquisition Portfolio



CDL HOSPITALITY TRUSTS

	Novotel Brisbane	Mercure Brisbane	Ibis Brisbane	Mercure Perth	Ibis Perth
					
Price per key	A\$153,600 ⁽¹⁾ or up to 65.8% discount to replacement cost				
Replacement cost per key	A\$376,000 – A\$449,000 per key ⁽²⁾				
Annual Rental	A\$14.7 million (8.4% of the purchase consideration ⁽³⁾)				
EBITDA after FF&E	EBITDA after FF&E yield of 13.8% ⁽³⁾				
	2007		2008		2009
Occupancy	85%		83%		83%
ARR	A\$138		A\$155		A\$141
RevPAR	A\$117		A\$129		A\$116

Notes: (1) Based on a purchase consideration of A\$175.0 million and a total of 1,139 rooms. Based on an total acquisition cost of A\$187.2 million (inclusive of stamp duties and other transaction costs), purchase price would be A\$164k (S\$207k) per key

(2) Based on CBRE and Davis Langdon's estimates

(3) Underlying cash flow refers to EBITDA less operator fees and provision for furniture fixtures and equipment (FF&E) of the portfolio of 5 freehold Australian Portfolio for FY2009, as a percentage of purchase consideration of A\$175 million. Based on an total acquisition cost of A\$187.2 million (inclusive of stamp duties and other transaction costs), cash flow yield of the portfolio would be 12.9%



CDL HOSPITALITY TRUSTS

Investment Rationale

Investment Rationale



CDL HOSPITALITY TRUSTS

1

Strong Market Fundamentals in Brisbane & Perth

2

Strategic Locations

3

Relatively Secure Long Term Rents

4

Strong Reversion Upside

5

Strengthening of Revenue Base

6

Increased Geographical and Income Diversification

Strong Market Fundamentals in Brisbane

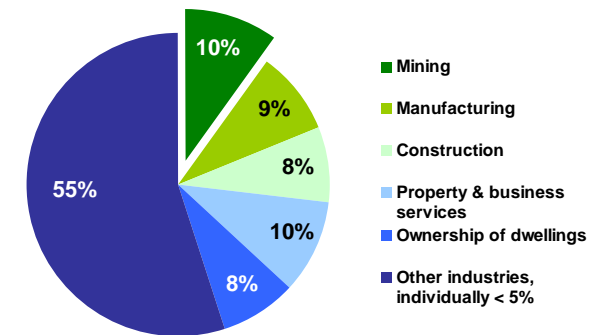


CDL HOSPITALITY TRUSTS

- **Broad-based economy underpinned by strong resource sector, high population growth and public infrastructure spending**
 - Resource sector underpinned by coal exports, mainly to China, Japan, S. Korea and India
 - HQ for many global mining giants including Rio Tinto Aluminum, BHP-Billiton-Mitsubishi Alliance and Xstrata
 - Capital city of Queensland and 3rd most populous city in Australia
 - Over A\$250 million investment to committed to infrastructure spending and expansion of Brisbane Convention and Exhibition Centre, further A\$500 million approved to further develop the Brisbane Airport
- **Potential for tourism and hospitality growth as business and leisure hub**
 - Increased prominence as regional business/ transit hub with planned expansion of the Brisbane Airport Village
 - Gateway to numerous famous tourist attractions such as Gold Coast, South Bank, etc
- **Limited supply of new hotel rooms in the next 2-3 years**

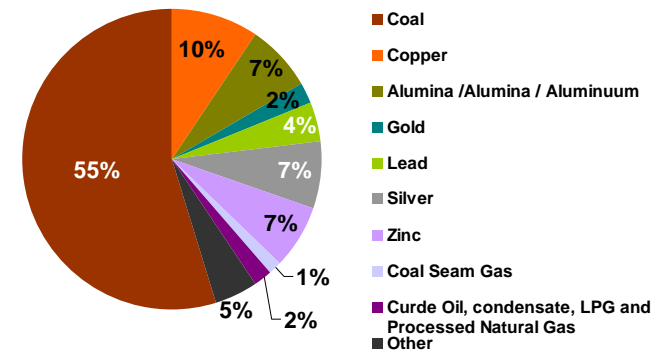
Brisbane City Forecasted Hotel Supply	Hotels	Rooms	Due	Grade
Existing supply	30	3,995		
Likely Proposed				
Hotels	2	420	2011/2012	n/a
Serviced Apartments	0	0	-	-
Total supply	32	4,415		
% Increase from existing supply	6.7%	10.5%		

Queensland Gross State Product (“GSP”) by industry, June 2008



GSP A\$201.9 billion, a 5.3% yoy growth and 2.4% CAGR from FY 98/99 to FY 07/08

Queensland Resources Sector Production Value by Resource, 2008/2009F



The production of this sector was valued at A\$49.8 billion in 2008/2009F, a 48.6% y-o-y increase

Strong Market Fundamentals in Perth



CDL HOSPITALITY TRUSTS

- **Robust economy driven by increasing population, growth in resource sector & commodity export trade**

- 4th most populous city, highest population growth rate of 3.1% in 2008 mainly due to migration
- Business hub for Western Australia, a key global supplier of iron ore, crude oil and condensates and LNG, accounting for approximately 46% of Australia's mineral and petroleum sales exports

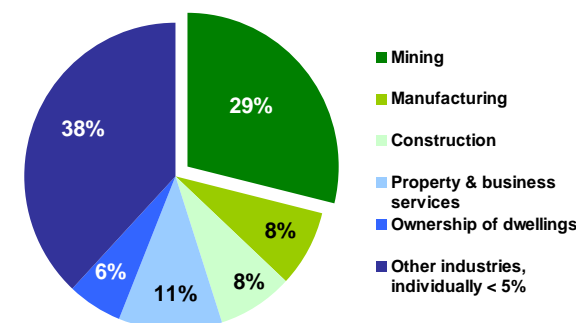
- **Potential growth in hospitality sector boosted by massive private and public infrastructure spending**

- A\$43 billion Gorgon project touted to be the largest resource project in Australia is expected to create up to 10,000 jobs when construction starts in 2010
- A\$5.8 billion invested in new infrastructure developments in 2007-08, and a further A\$21.6 billion over the next four years
- Perth Airport undertaking A\$1 billion expansion plan; large increase in domestic and regional flights to Perth

- **No new supply of hotel rooms in the near term**

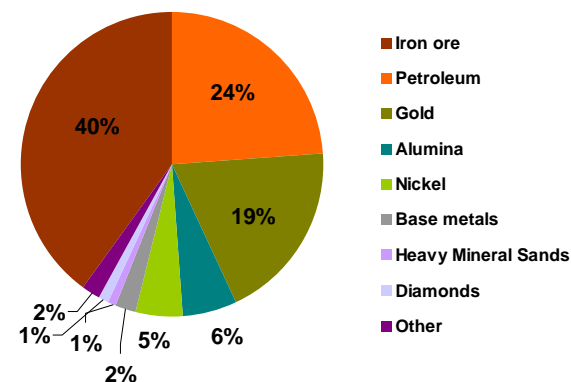
Perth Forecasted Supply	Hotels	Rooms	Due	Grade
Existing supply	45	5,865		
Likely proposed				
Parker Street Hotel		121	2012 at earliest	Unknown
Fraser Suites		148	2011 (postponed)	5-star
Total supply	47	6,134		
% Increase from existing supply	4.4%	4.6%		

Western Australia Gross State Product ("GSP") by industry, June 2008



GSP of A\$146 billion, CAGR of 2.4% from FY98/99 to FY07/08

Western Australia Mineral and Petroleum Exports, 2008



Exports were valued at A\$74.7 billion in 2008

Investment Rationale



CDL HOSPITALITY TRUSTS

1

Strong Market Fundamentals in Brisbane & Perth

2

Strategic Locations

3

Relatively Secure Long Term Rents

4

Strong Reversion Upside

5

Strengthening of Revenue Base

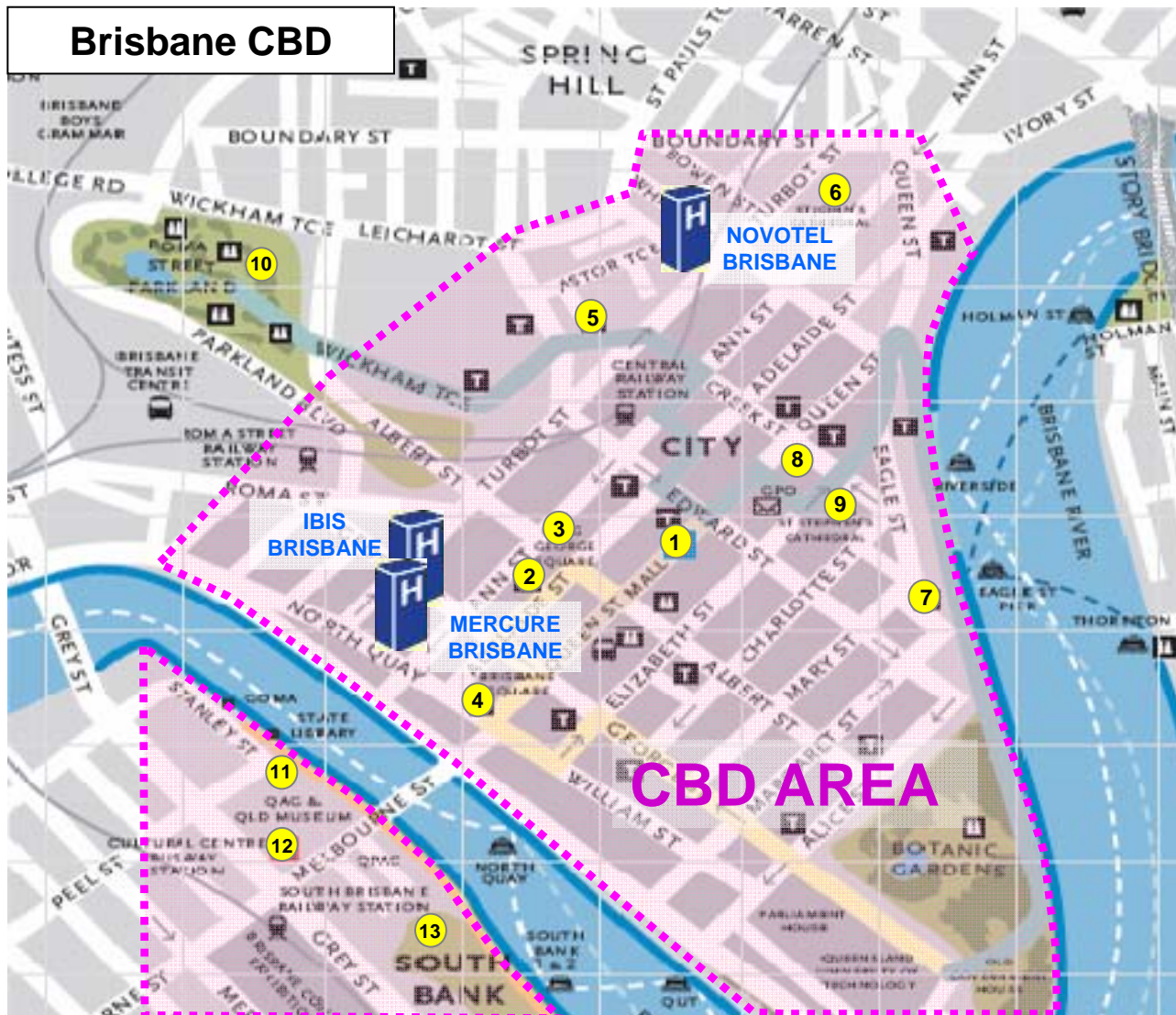
6

Increased Geographical and Income Diversification

Strategically Located Hotels - Brisbane



CDL HOSPITALITY TRUSTS



All three hotels are strategically located within Brisbane Central Business District:

- 15 km from international and domestic airports
- Short stroll to key attractions and landmarks in the city

Key Attractions:

- 1) Queens Street Mall
- 2) City Hall & Museum of Brisbane
- 3) King George Centre
- 4) Brisbane Square
- 5) Old Windmill
- 6) St John's Cathedral
- 7) Eagle Street Pier
- 8) MacArthur Museum
- 9) St Stephen's Cathedral
- 10) Roma Street Parkland
- 11) Queensland Art Museum
- 12) Gallery of Modern Art
- 13) South Bank Parklands

Strategically Located Hotels - Perth



CDL HOSPITALITY TRUSTS



Both hotels are strategically located within Perth Central Business District:

- 13 km from international and domestic airports
- Short stroll to the city's exciting shopping and entertainment spots

Key Landmarks:

- 1) Perth Concert Hall
- 2) Government House
- 3) Stirling Gardens
- 4) Supreme Court Gardens
- 5) Allan Green Conservatory
- 6) The Esplanade
- 7) Perth Convention Exhibition Centre
- 8) His Majesty's Theatre
- 9) Perth Town Hall
- 10) Perth Fire Station Museum
- 11) Langley Park
- 12) Perth Mint
- 13) Royal Perth Hospital
- 14) Wellington Square
- 15) Art Gallery of WA
- 16) WA Museum

Investment Rationale



CDL HOSPITALITY TRUSTS

1

Strong Market Fundamentals in Brisbane & Perth

2

Strategic Locations

3

Relatively Secure Long Term Rents

4

Strong Reversion Upside

5

Strengthening of Revenue Base

6

Increased Geographical and Income Diversification

Relatively Secure Long Term Rents Guaranteed by Accor SA



CDL HOSPITALITY TRUSTS

- Properties are leased to Accor for another ~11.3 years
- Lessees obligations are guaranteed by Accor SA, a BBB-rated entity by Standard & Poor's, for the entire duration of the leases
- Steady rent giving Owner a relatively assured yield of 8.4%⁽¹⁾ at A\$175.0 million
 - Base rent of A\$13.7 million or a guaranteed yield of 7.8%⁽²⁾
 - Variable rent of A\$1.0 million for the financial year ending FY2009 which is computed as 10% of a notional net operating profit, in excess of base rent
 - Total rent make up ~ 60% of the EBITDA after deducting operator fees and provision for furniture fixtures and equipment (FF&E)
 - Expected to benefit from significant earnings reversionary upside once the current leases expire

Notes: (1) Based on the total acquisition cost of A\$187.2 million, annual rental yield would be 7.9%

(2) Yield percentage calculated based on a purchase consideration of A\$175.0 million. Based on the total acquisition cost of A\$187.2 million, base rental yield would be 7.3%

Relatively Secure Long Term Rents Guaranteed by Accor SA



CDL HOSPITALITY TRUSTS

Lessee/Tenant	<ul style="list-style-type: none"> • Accor, an international hotel operator, operates 4,013 hotels in nearly 100 countries
Term of lease	<ul style="list-style-type: none"> • ~11.3 years until April 2021
Rent Payment	<ul style="list-style-type: none"> • Base rent + Variable rent • Base rent: A\$13.7 million per annum or 7.8% of the purchase price ⁽¹⁾ • Variable rent: 10% of portfolio's net operating profit in excess of base rent
Capex Obligation	<ul style="list-style-type: none"> • No outgoings expected of Owner (including capex funding) except that Owner has to purchase the Lessee's fixed assets at the tax written down value at expiry of the lease

Note: (1) Percentage calculated based on a purchase consideration of A\$175.0 million. Based on the total acquisition cost of A\$187.2 million, base rental would be 7.3%.

Investment Rationale



CDL HOSPITALITY TRUSTS

1

Strong Market Fundamentals in Brisbane & Perth

2

Strategic Locations

3

Relatively Secure Long Term Rents

4

Strong Reversion Upside

5

Strengthening of Revenue Base

6

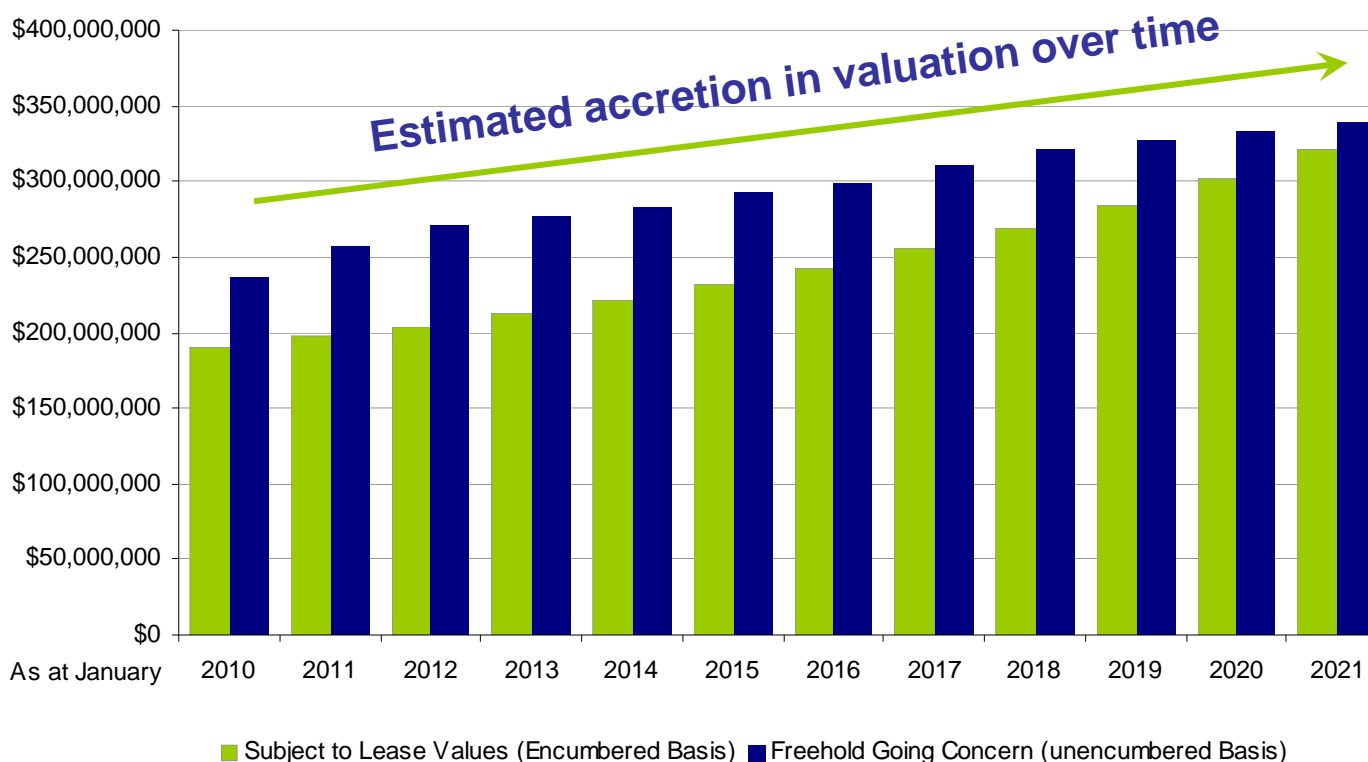
Increased Geographical and Income Diversification

Significant Upside Potential - Strong Reversion Upside



CDL HOSPITALITY TRUSTS

CBRE Estimate of Future Valuations of the Australian Portfolio, Freehold & Subject to Lease (A\$)



Gap between encumbered and unencumbered value decreases over time

Source: CB Richard Ellis Hotels ("CBRE")

Note: Key assumptions adopted for CBRE's estimate:

(a) Income forecast and therefore value forecasts are based upon expected future market conditions as at November 2009

(b) Capital expenditure allowances have been made based on that currently identified by Management of the Australian Portfolio required to maintain the marketability of the property and/or required to achieve the revenue projections adopted by CBRE. Further, ongoing capital the equivalent of an FF&E reserve of 3% of revenue is assumed

Investment Rationale



CDL HOSPITALITY TRUSTS

1

Strong Market Fundamentals in Brisbane & Perth

2

Strategic Locations

3

Relatively Secure Long Term Rents

4

Strong Reversion Upside

5

Strengthening of Revenue Base

6

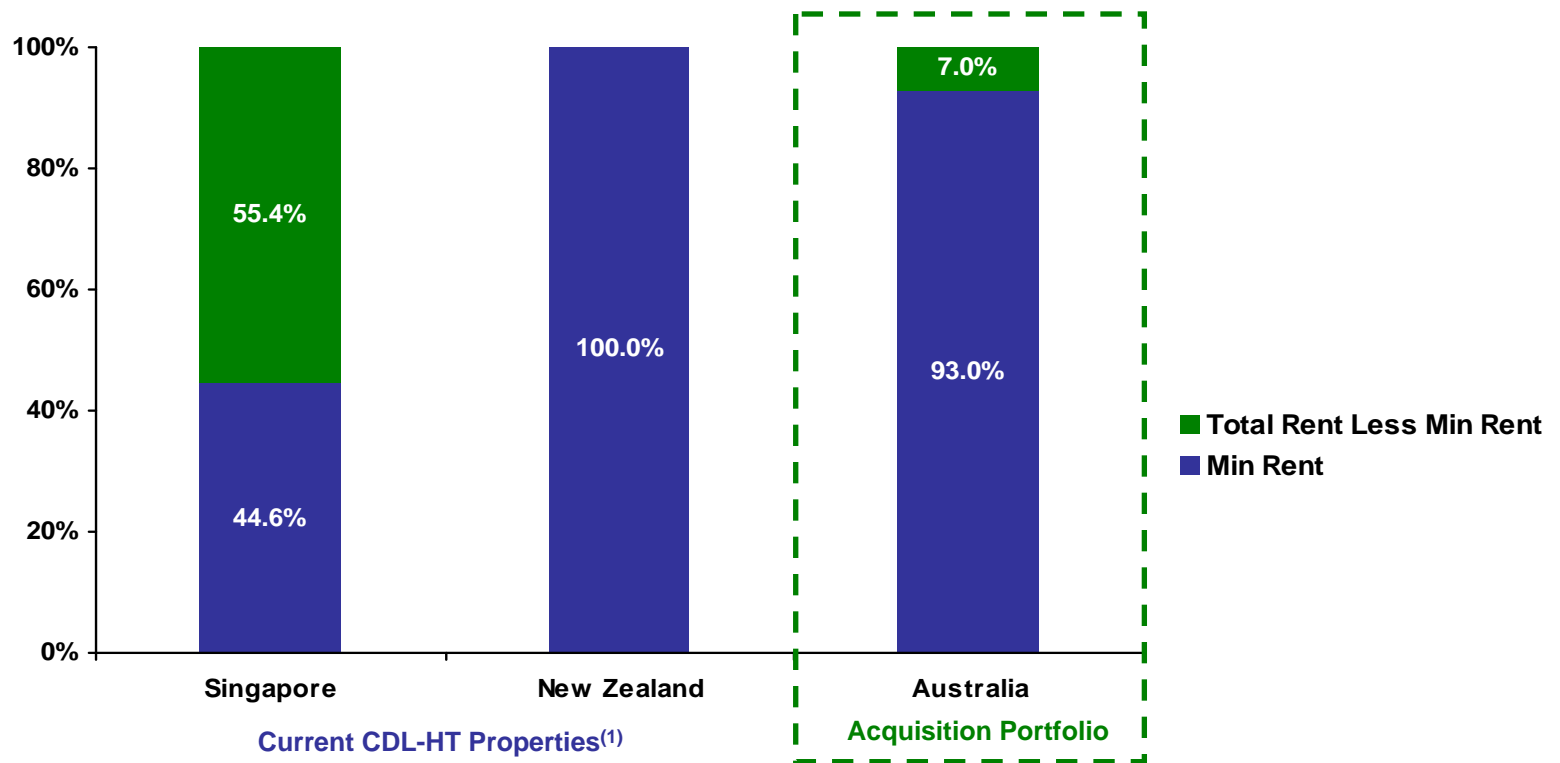
Increased Geographical and Income Diversification

Increase the Robustness of Revenue Base



CDL HOSPITALITY TRUSTS

Variability of Rental Income by Country Portfolio



Singapore portfolio's more variable lease structure is complemented by New Zealand and Australia's portfolios which are largely driven by fixed rent

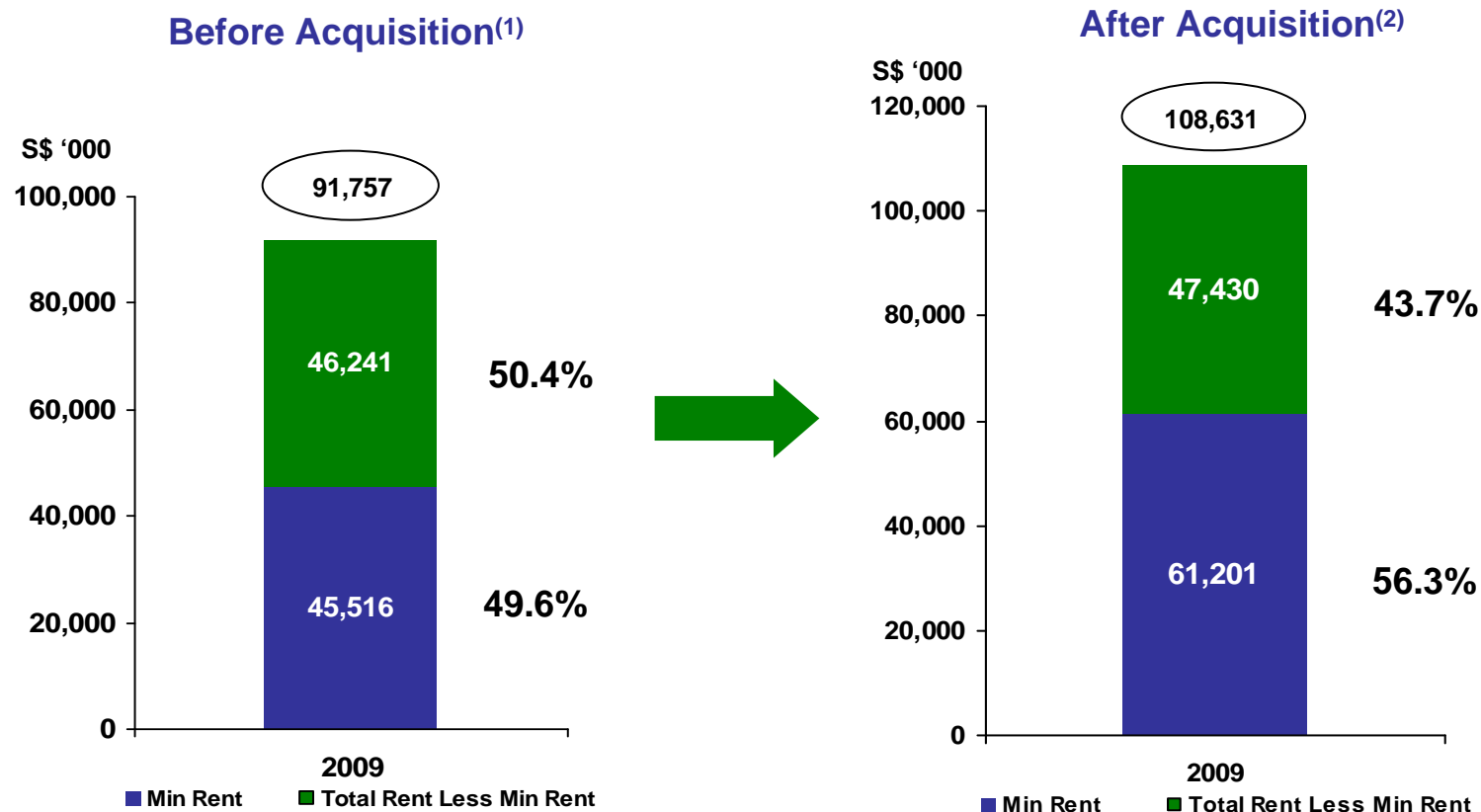
Note: (1) Based on FY2009 figures of current CDL-HT Properties

Enhance the Stability of Revenue Base



CDL HOSPITALITY TRUSTS

2009 Breakdown of CDL-HT's Portfolio Rental Income



Acquisition Portfolio increases proportion of min rent to approximately 56%

Note: (1) Based on FY2009 figures of current CDL-HT Properties

(2) Includes the FY2009 figures of the Australian Portfolio, with the assumption that the acquisition of the Australian Portfolio is completed as at 1 Jan 2009, based on the average exchange rate for FY2009 of A\$1.00 = S\$1.1457

Investment Rationale



CDL HOSPITALITY TRUSTS

1

Strong Market Fundamentals in Brisbane & Perth

2

Strategic Locations

3

Relatively Secure Long Term Rents

4

Strong Reversion Upside

5

Strengthening of Revenue Base

6

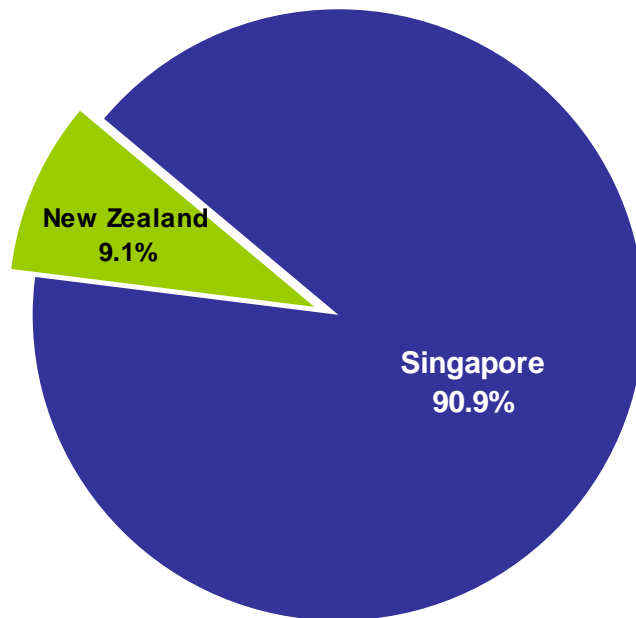
Increased Geographical and Income Diversification

Increased Geographical Diversification

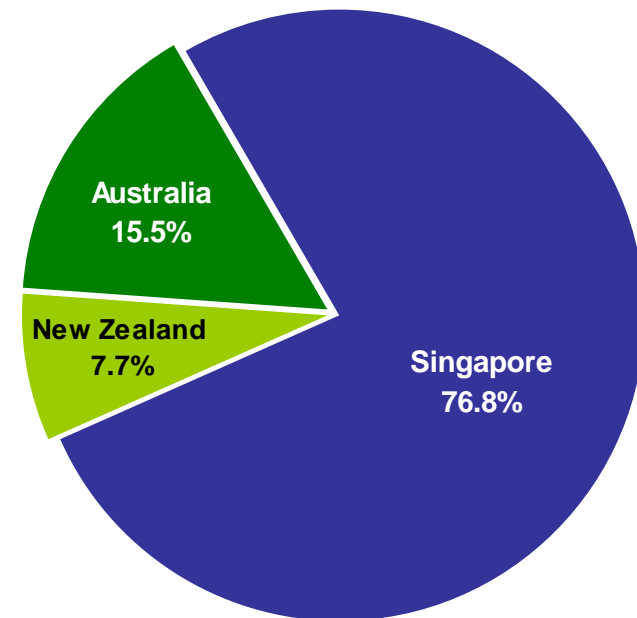


CDL HOSPITALITY TRUSTS

2009 Gross Rental Income Before Acquisition⁽¹⁾



2009 Gross Rental Income After Acquisition⁽²⁾



Increases Rental Income from overseas properties (Australia and New Zealand) to over 23%

Note: (1) Based on FY2009 figures of current CDL-HT Properties

(2) Includes the FY2009 figures of the Australian Portfolio, with the assumption that the acquisition of the Australian Portfolio is completed as at 1 Jan 2009, based on the average exchange rate for FY2009 of A\$1.00 = S\$1.1457

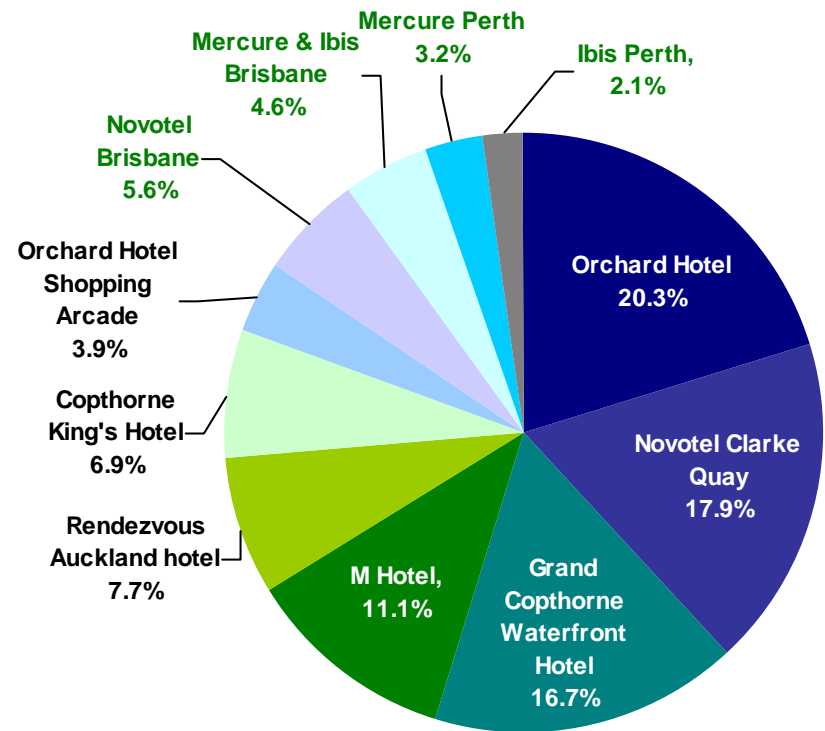
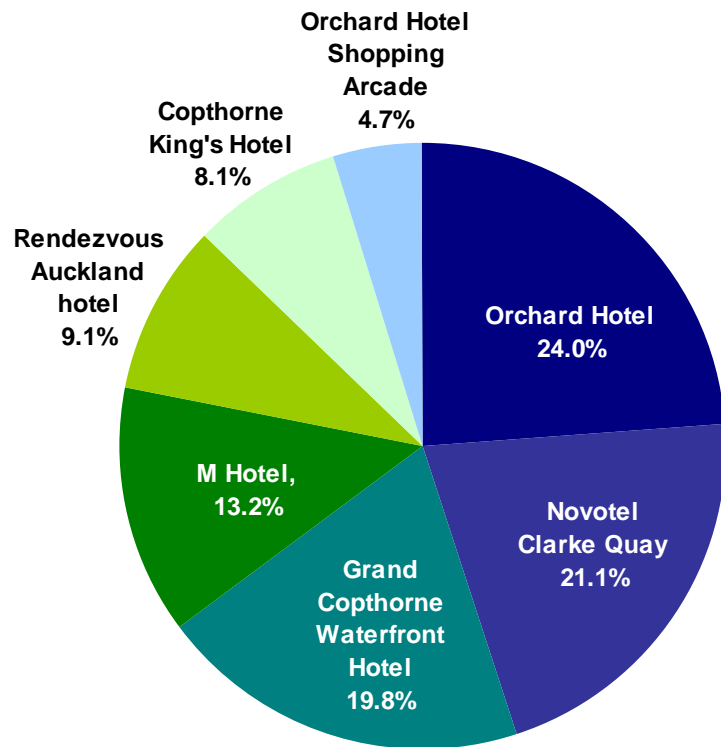
Increased Income Diversification



CDL HOSPITALITY TRUSTS

2009 Gross Rental Income Before Acquisition⁽¹⁾

2009 Gross Rental Income After Acquisition⁽²⁾



Maximum exposure to a single property reduced to 20.3%

Note: (1) Based on FY2009 figures of current CDL-HT Properties

(2) Includes the FY2009 figures of the Australian Portfolio, with the assumption that the acquisition of the Australian Portfolio is completed as at 1 Jan 2009, based on the average exchange rate for FY2009 of A\$1.00 = S\$1.1457



CDL HOSPITALITY TRUSTS

Impact On CDL-HT

Impact On CDL-HT



CDL HOSPITALITY TRUSTS

1

Accretive to CDL-HT's Distributions to Unitholders

2

Increase in Value of Investment Properties

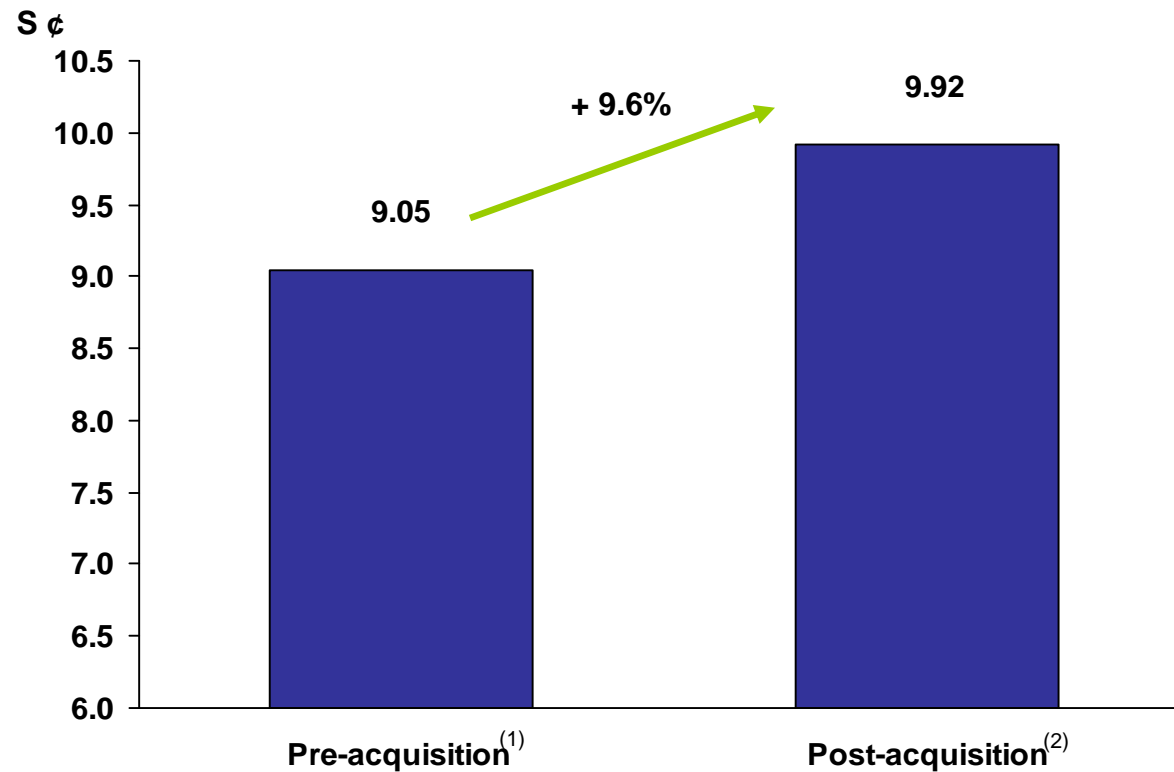
3

Increase in Gearing

Accretive to CDL-HT's DPS



2009 Income Available for Distribution Per Stapled Security



Post-acquisition, pro forma DPS increases by 0.87 cents

Note: (1) Based on FY2009 income available for distribution per Stapled Security, before deducting income retained for working capital ("DPS")

(2) Based on the FY2009 financial results of the Australian Portfolio, with the assumption that the acquisition is completed as at 1 Jan 2009, funded 100% by debt, based on the exchange rate of A\$1.00 : S\$1.262 dated 27 Jan 2010. Average exchange rate of A\$1.00 : S\$1.1457 is assumed throughout FY2009.

Impact On CDL-HT



CDL HOSPITALITY TRUSTS

1

Accretive to CDL-HT's Distributions to Unitholders

2

Increase in Value of Investment Properties

3

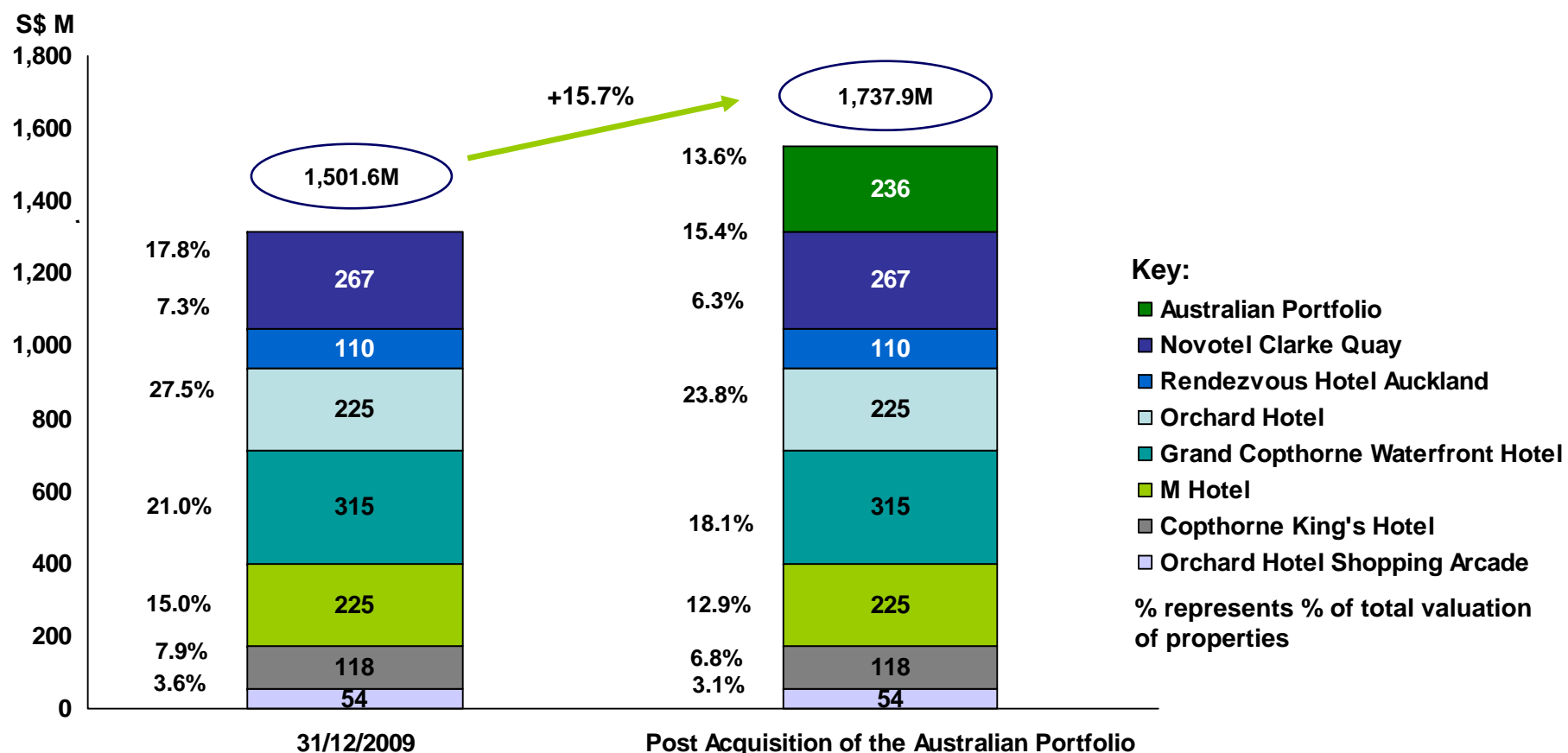
Increase in Gearing

Increase In CDL-HT Total Property Value



CDL HOSPITALITY TRUSTS

Valuation of H-REIT Properties



Note: (1) Valuation of Rendezvous Hotel Auckland as at 31 Dec 2009 was converted based on exchange rates of NZ\$1 to S\$0.9965. Valuation of Australian Portfolio was based on the total acquisition cost of A\$187.2 million (inclusive of stamp duties and other transaction costs), converted based on exchange rate of A\$1 to S\$1.262 on 27 Jan 2010

(2) Source: CBRE valuation reports for IPO, 31 Dec 2006 and 31 Dec 2007; Knight Frank & DTZ valuation reports for 31 Dec 2008 and 31 Dec 2009; Bower valuation report for Rendezvous Hotel Auckland for 31 Dec 2009

Impact On CDL-HT



CDL HOSPITALITY TRUSTS

1

Accretive to CDL-HT's Distributions to Unitholders

2

Increase in Value of Investment Properties

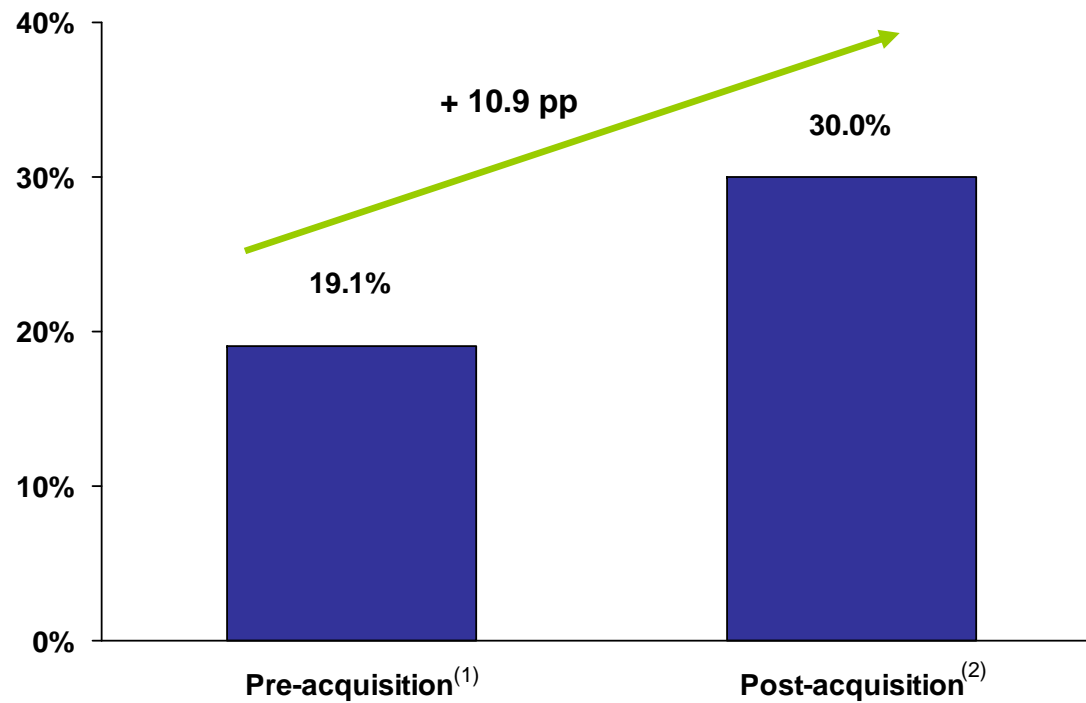
3

Increase in Gearing

Increase in Gearing



Debt / Asset Ratio



Acquisition is to be funded with 100% debt


Note: (1) Based on CDL-HT's balance sheet as at 31 Dec 2009

(2) Pro forma ratio with the assumption that the acquisition of the Australian Portfolio is completed as at 31 Dec 2009, and acquisition is to be funded with 100% debt, based on exchange rate of A\$1.00 = S\$1.262 dated 27 Jan 2010



CDL HOSPITALITY TRUSTS

Thank You



CDL HOSPITALITY TRUSTS